

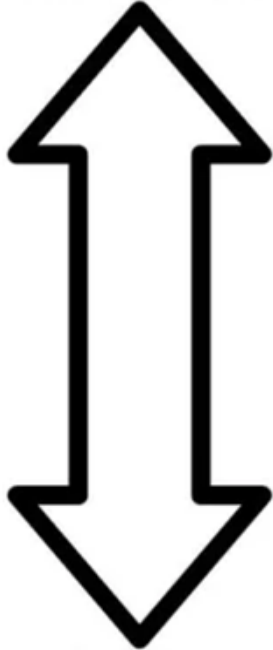
**Kashia Elementary School
2024 California School Dashboard
& LCAP Mid-Cycle Report**

February 12, 2025

LCAP Mid-Year Update with California Dashboard Data



Highest Performance

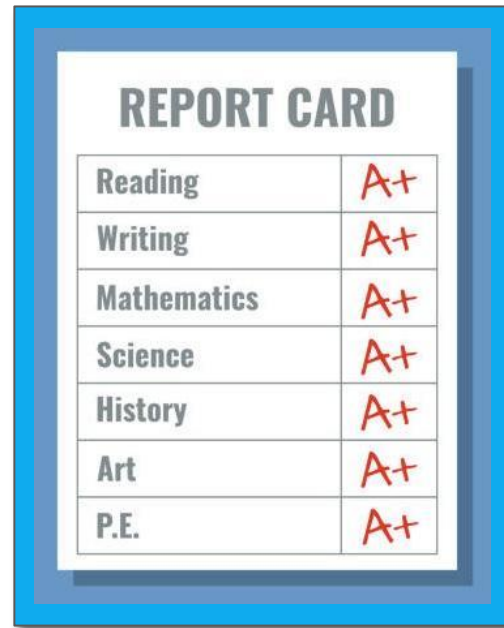


Lowest Performance

Why is the California School Dashboard important?

The Dashboard is like a report card for our schools and districts:

- Communicates how schools and districts are doing
- Establishes common standards and expectations for all schools and districts
- Identifies student groups, schools, and districts that may need extra support
- Focuses attention on 8 State Priorities
- Informs annual budget and strategic planning processes



REPORT CARD	
Reading	A+
Writing	A+
Mathematics	A+
Science	A+
History	A+
Art	A+
P.E.	A+

Eleven Measures of School Success

Six State Measures

- Academic Performance- English Language Arts and Math
- English Learner Progress (ELPI)
- College/Career Indicator - High School only
- Chronic Absenteeism - K through 8 only
- Graduation Rate - High school only
- Suspension Rate

❖ The performance levels are determined using current year and prior year data (change) and are represented by a color ranging from red to blue.



Five Local Indicators

- Basic Conditions
- Implementation of Academic Standards
- School Climate Surveys
- Parent Involvement and Family Engagement
- Access to Courses

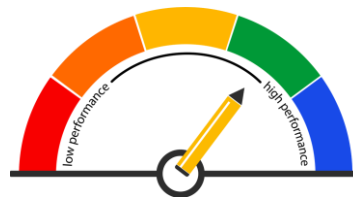
❖ Data is self-reported by districts to CDE
❖ Ratings include “Met”, “Not Met” or “Not Met For Two Or More Years”

STANDARD MET


What's New or Different for 2024?



College and Career Indicator
Color Performance Indicator Returns



Science
No Color Performance this year as we will need 2 years of data



New Student Demographic Group Added
Long Term English Learners (LTELs)



LCAP
All LEAs are required to have their LCAP linked to the Dashboard

LCAP
[Download the LCAP](#)

California School Dashboard Annual Results



**California School
DASHBOARD**

Kashia Elementary does not have data displayed on the California Dashboard due to the enrollment numbers. Data for students groups fewer than 11 students are not displayed for privacy purposes.

District and COE Eligibility for Differentiated Assistance

For 2024, a district or COE, can become eligible using one of the four methods:

Method 1 (State Indicators Only): One student group meets the criteria in at least two priority areas (e.g., Hispanic student group is Red for Chronic Absenteeism and Suspension—priority areas 5 and 6).

Method 2 (Local Indicators Only): An LEA has “Not Met for Two or More Years” on a Local Indicator in at least two priority areas (e.g., priority areas 1 and 2).

Method 3 (A combination of State and Local Indicators): One student group(s) meets(s) the criteria in one priority area (e.g., Students with disabilities receives Red for graduation rate—5), and the LEA or COE has “Not Met for Two or More Years” (e.g., Parent Engagement—3)

Method 4 (CALPADS Submission of Data): LEAs who do not submit accurate CALPADS data on time will become eligible for DA

Eligibility for Differentiated Assistance 2024

2024 California School Dashboard

Kashia Elementary is **NO LONGER** eligible for Differentiated Assistance.

2023 California School Dashboard

LCFF Priority Area	Student Demographic Group
<p data-bbox="401 718 691 751">Local Indicators</p> <ul data-bbox="181 765 904 1024" style="list-style-type: none"><li data-bbox="181 765 904 841">#1: Basics: Teachers, Instructional Materials and Facilities<li data-bbox="181 856 904 888">#2: Implementation of Academic Standards<li data-bbox="181 903 904 935">#3: Parent and Family Engagement<li data-bbox="181 950 904 982">#6: Local Climate Survey<li data-bbox="181 996 904 1029">#7: Access to a Broad Course of Study	<p data-bbox="948 718 1483 751">NOT MET for two or more years</p>

LCAP Mid Year Update



KASHIA ELEMENTARY SCHOOL
Everyday Counts

LCAP

GOAL 1

Highlights


Goal 1: Students will demonstrate an increase in proficiency in grade level standards

Celebrations:

- 2 credentialed teachers have been hired and of the two teachers, one is working on her reading specialist supplemental credential
- 100% of 7th graders tested for the physical fitness test (PFT) in 2024
- As a group average, students that started at Kashia in 2018-2019 and completed the CAASPP 2023-2024 improved each year and moved up on the scale from “not met” to “standard nearly met” in ELA
- As a group average, students showed positive growth in math from 2022-23 to 2023-24
- Core ELA, math, science and history curriculum are updated and implemented

Next Steps:

- Continue to provide explicit, consistent and direct instruction ELA and math every day in the classroom
- Complete reading specialist credential





Budgeted:

- \$278,362

Actuals:

- \$158,386

GOAL 1

*Expenditure
Status*

GOAL 2

Highlights


Goal 2: Parents will gain a greater understanding and appreciation for the value of education.

Celebrations:

- **Parents have the opportunity to participate as much as they would like to provide feedback on district goals and other areas**
- **A weekly newsletter has started this year**
- **The district web site has been completely revamped and updated**

Next Steps:

- **Increase parent events with the focus on literacy (example-parent/student reading night, parents read in the classroom, etc.).**
- **Update district policies**





Budgeted:

- \$27,723

Actuals:

- \$17,810

GOAL 2

*Expenditure
Status*

GOAL 3

Highlights


Goal 3: Students will feel safe and secure at school in order to be successful.

Celebrations:

- **FIT safety inspections has been conducted for 2024-2025 and a “Good” rating received**
- **Student store was implemented to provide incentives for positive behaviors within classroom setting as one component of Positive Behavior Interventions and Supports (PBIS)**

Next Steps:

- **Work with Sonoma County Office of Ed to implement the CA Healthy Kids Survey this school year**
- **Increase PBIS components in the classroom by starting the mornings with a wellness check in and social skills development**
- **Complete safety updates as documented in FIT assessment**





Budgeted:

- \$19,250

Actuals:

- \$4,595

GOAL 3

*Expenditure
Status*

GOAL 4

Highlights

Goal 4: Students will be engaged in their learning.

Celebrations:

- **Average daily attendance for this SY is 84.70% compared to 77% last school year**
- **3 students have above 90% attendance so far this school year**
- **Kashia has had no dropouts this school year**
- **Pomo language instruction has been embedded during storytelling and beading enrichment class time**

Next Steps:

- **Continue to work on daily attendance as Kashia is still showing on average 1 student out per day and the goal is to be above 90%**
- **Chronic absenteeism is still high and Kashia staff need to continue to outreach to parents the importance of having students in school daily**
- **Increase engagement strategies within the classroom so that students want to come to school**





Budgeted:

- \$15,022

Actuals:

- \$3,679

GOAL 4

*Expenditure
Status*



Questions?